



Objective, Big Idea & Biblical Focus:

To explain to participants the Horizon Storyline master tool, and invite them to begin the journey of creating their 3-year LifePlan.

BIG IDEA: The Horizon Storyline is the right amount of vision content and the right amount of time as we look into the future, which provides the break-thru you need to take the next step in your life.

Ephesians 3:20 and 2:10 are twin engines of the HS. Ephesians 3:20 - Where is our hope? In Him who can do more than we can fathom and whose power is at work within us. Ephesians 2:10 - We partner with God in walking where He has led and in what He has prepared. It is these twin engines of hopeful dependence and faithful living that propel the entirety of our LifePlan.

How it Works:

Redraw the Vision Frame and label the different parts of the frame, alongside the primary question that each part of the frame is answering:

- LifeCall: the WHAT question
- LifeCore: the WHY question
- LifeSteps: the HOW question
- LifeScore: the WHEN (win) question

Place the WHERE question in the middle of the frame to demonstrate that the Horizon Storyline tool helps us answer this dynamic question in creating our future (“Where is God taking me?”)

Draw the picture of the mountains, path and sign inside the frame and demonstrate the three horizons that our literal eyes focus on (background, midground and foreground)

Briefly describe the four parts of the Horizon Storyline and how they correlate to the picture. Beyond the Horizon= (1) three-year vision of the future

- Background Horizon= (4) one-year objectives
- Midground Horizon= (1) ninety day goal
- Foreground Horizon= (4) weekly action steps


Coaching Tips:

Remember that you are simply overviewing the tool here and can jump into each part of the tool as you go through each step of it. Do encourage them that they are drawing from the clarity and perspective of the past many weeks as they continue to dream with God about the next chapter of their life, and they may have even titled that 5th chapter in their Life Discovery Grid. This is a continuation and culmination of all of that hard work and you will want to help them connect those dots.



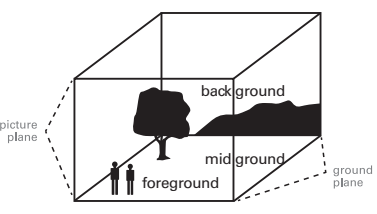
Reference:

Journey 2, pg. 66
 Younique Experience Notebook, pg. 27

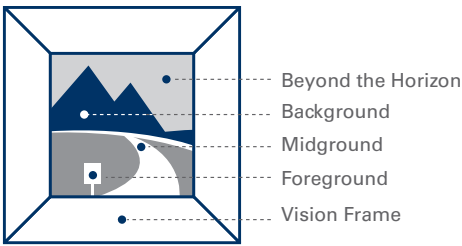
 YOUNIQUE
Session 9

Horizon Storyline Overview

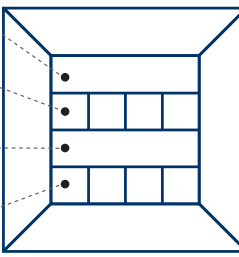
EVERY PICTURE CONTAINS THREE HORIZONS OF VISION




VISION AS FUTURE PICTURE




HORIZON NAME/TIMELINE





Please complete the Beyond the Horizon box on the Horizon Storyline worksheet in your Younique Experience notebook by summarizing the work on this page.

©younique. All rights reserved. lifeyounique.com

 YOUNIQUE
Session 10

Horizon Storyline

Beyond-the-Horizon: 3 Years

Background Horizon: 1 Year

--	--	--	--

Midground Horizon: 90 Days

Foreground Horizon: "NOW"

--	--	--	--

©younique. All rights reserved. lifeyounique.com
27

